







\*THIS FOOTER DIAGRAM IS FOR STANDARD PRODUCT ONLY  
\*FOR PIER SPACING REFER TO SET UP MANUAL

-  **MARRIAGE WALL PIER**
-  **WATER INLET**
-  **DRAIN**
-  **ELECTRICAL DROP**
-  **DOOR PIER**
-  **REGULAR PIER**